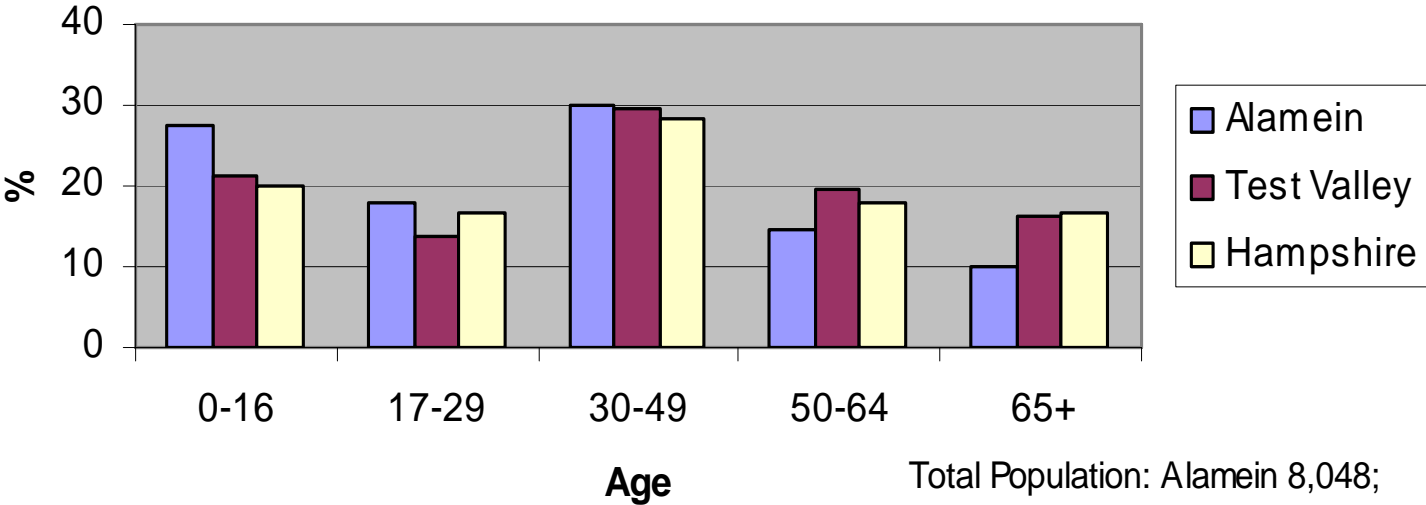


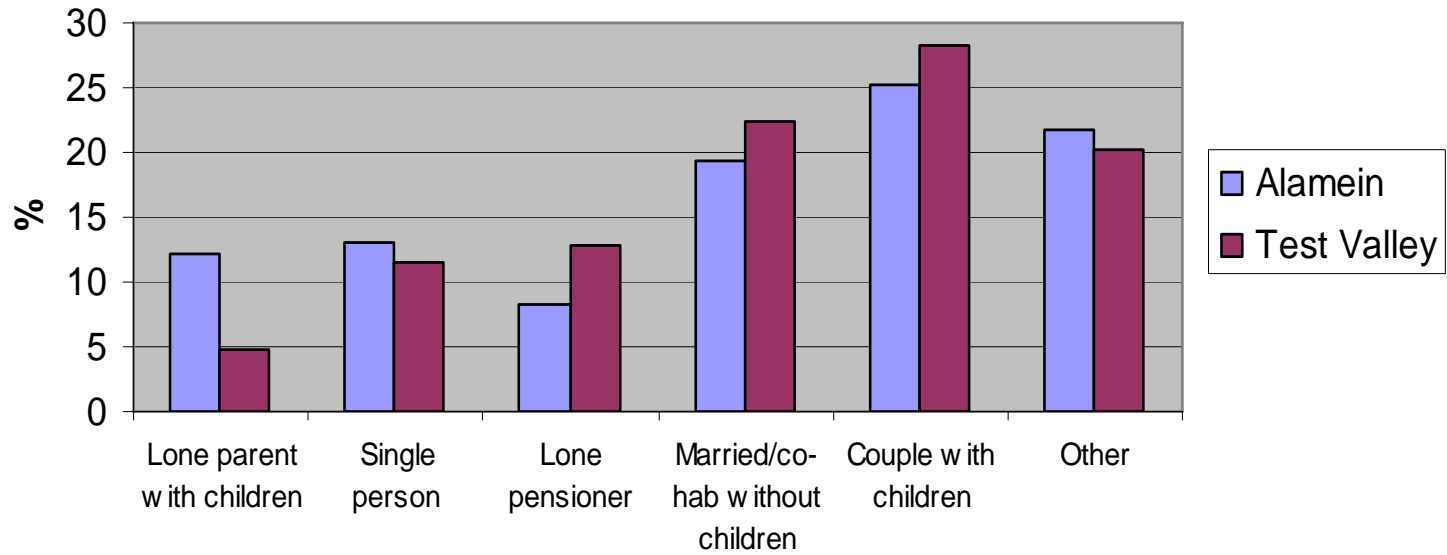
Super Output Area	The main problems in Alamein shown by the IMD
E01023153	<p>Priority 1</p> <ul style="list-style-type: none"> •Education; Crime and Disorder; Living Environment. <p>Priority 2</p> <ul style="list-style-type: none"> •Income
E01023154	<p>Priority 1</p> <ul style="list-style-type: none"> •Education; Income; Crime <p>Priority 2</p> <ul style="list-style-type: none"> •Employment; Health
E01023155	<p>Priority 1</p> <ul style="list-style-type: none"> •Employment <p>Priority 2</p> <ul style="list-style-type: none"> •Barriers, Education; Health; Crime and Disorder
E01023156	<p>Priority 1</p> <ul style="list-style-type: none"> •Education; Income; Crime <p>Priority 2</p> <ul style="list-style-type: none"> •Employment
E01023157	<p>Priority 1</p> <ul style="list-style-type: none"> •Education <p>Priority 2</p> <ul style="list-style-type: none"> •Income; Crime and Disorder

Population - 2007

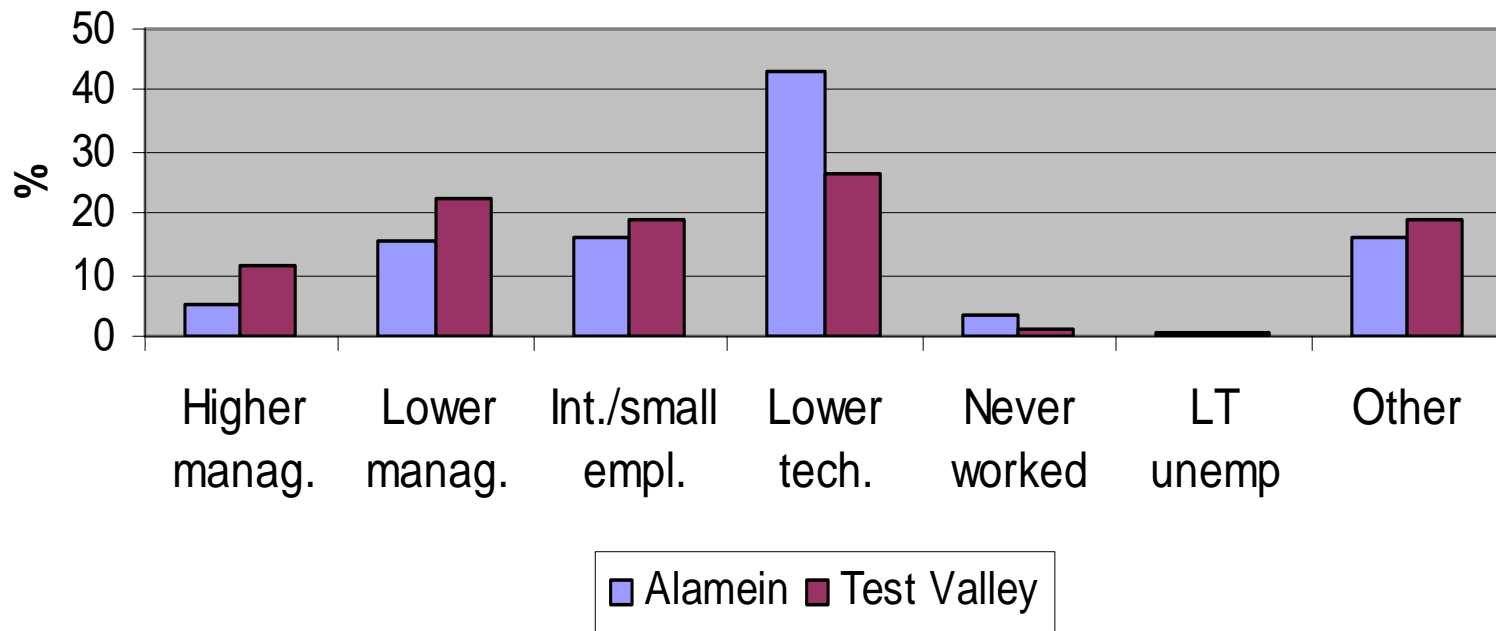


Total Population: Alamein 8,048;
TV 112,740; Hampshire 1,695,211

Household Type - 2001 Census



Socio-Economic Classification – 2001 Census



Proportion of Test Valley benefit claimants in Alamein ward 2006/07

	Alamein	Test Valley	Share
Working age population (1)	4,979	68,752	7.24%
Disability Living Allowance	475	3,175	15%
Incapacity Benefit	370	2,490	14.9%
Job Seekers Allowance	90	645	14%
Income Support	410	1,750	23.4%
(1) 16-59 females/16-64 males			